

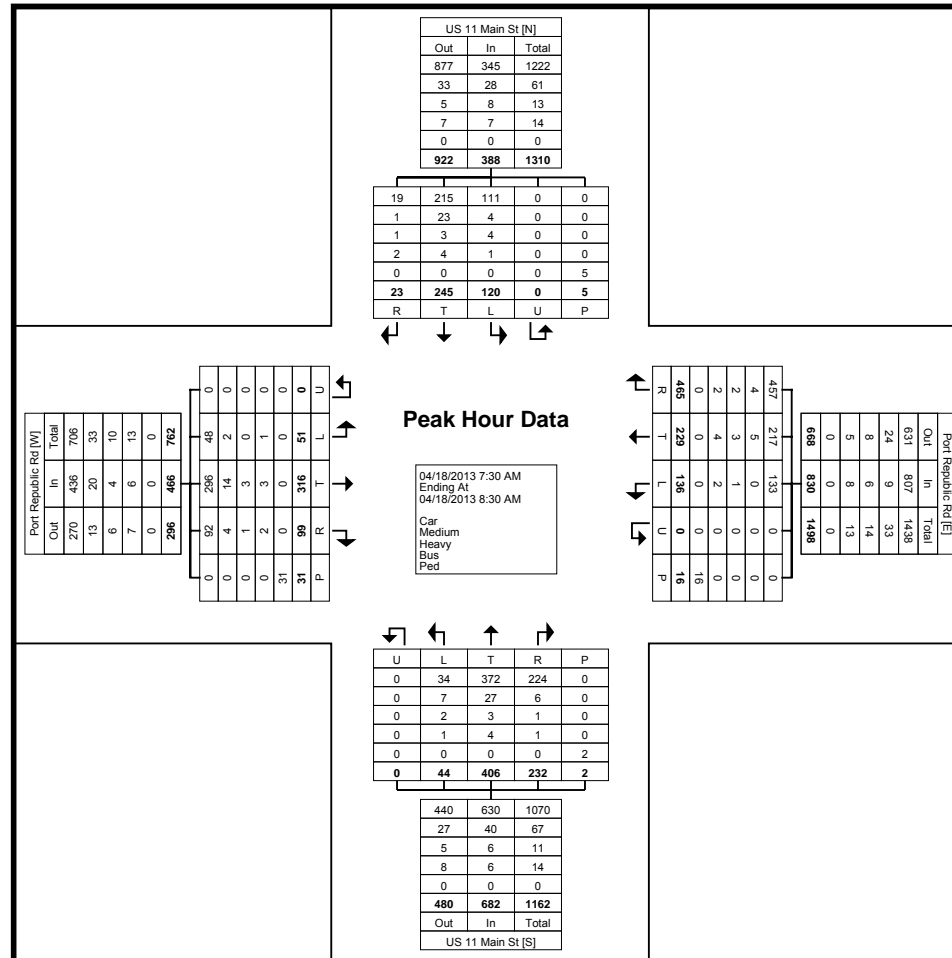
Turning Movement Data

Start Time	US 11 Main St Southbound						Port Republic Rd Westbound						US 11 Main St Northbound						Port Republic Rd Eastbound						Int. Total
	Right	Thru	Left	U-Turn	Peds	App. Total	Right	Thru	Left	U-Turn	Peds	App. Total	Right	Thru	Left	U-Turn	Peds	App. Total	Right	Thru	Left	U-Turn	Peds	App. Total	
7:30 AM	4	53	32	0	3	89	110	61	34	0	1	205	64	84	10	0	1	158	28	71	6	0	7	105	557
7:45 AM	5	63	31	0	2	99	157	65	38	0	8	260	62	129	11	0	0	202	27	97	14	0	18	138	699
Hourly Total	9	116	63	0	5	188	267	126	72	0	9	465	126	213	21	0	1	360	55	168	20	0	25	243	1256
8:00 AM	6	70	32	0	0	108	91	51	31	0	5	173	44	88	14	0	0	146	22	75	17	0	3	114	541
8:15 AM	8	59	25	0	0	92	107	52	33	0	2	192	62	105	9	0	1	176	22	73	14	0	3	109	569
8:30 AM	4	69	31	0	1	104	112	60	36	0	2	208	62	78	6	0	1	146	20	59	6	0	1	85	543
8:45 AM	5	91	17	0	1	113	102	55	37	0	1	194	60	117	10	0	0	187	14	55	8	0	6	77	571
Hourly Total	23	289	105	0	2	417	412	218	137	0	10	767	228	388	39	0	2	655	78	262	45	0	13	385	2224
9:00 AM	4	65	42	0	3	111	156	60	25	0	4	241	59	108	8	0	2	175	17	49	7	0	5	73	600
9:15 AM	1	70	52	0	5	123	138	78	55	0	7	271	56	109	12	0	5	177	13	48	8	0	13	69	640
9:30 AM	0	1	0	0	0	1	0	0	0	0	0	0	0	0	0	0	0	0	0	0	0	0	0	0	1
*** BREAK ***	-	-	-	-	-	-	-	-	-	-	-	-	-	-	-	-	-	-	-	-	-	-	-	-	-
Hourly Total	5	136	94	0	8	235	294	138	80	0	11	512	115	217	20	0	7	352	30	97	15	0	18	142	1241
11:30 AM	9	101	63	0	1	173	67	42	41	0	2	150	76	104	14	0	2	194	14	53	7	0	8	74	591
11:45 AM	9	135	55	0	5	199	80	60	53	0	2	193	75	135	15	0	0	225	18	38	9	0	6	65	682
Hourly Total	18	236	118	0	6	372	147	102	94	0	4	343	151	239	29	0	2	419	32	91	16	0	14	139	1273
12:00 PM	9	126	80	0	2	215	123	54	62	0	0	239	69	126	5	0	0	200	11	49	7	0	17	67	721
12:15 PM	10	122	120	0	2	252	122	77	62	0	5	261	90	145	11	0	1	246	19	47	6	0	11	72	831
12:30 PM	3	121	86	0	1	210	86	52	61	0	1	199	78	130	11	0	1	219	14	45	8	0	7	67	695
12:45 PM	5	107	62	0	1	174	88	53	61	0	5	202	75	123	11	0	1	209	19	46	6	0	3	71	656
Hourly Total	27	476	348	0	6	851	419	236	246	0	11	901	312	524	38	0	3	874	63	187	27	0	38	277	2903
1:00 PM	2	111	99	0	1	212	95	48	49	0	3	192	76	117	5	0	0	198	13	50	6	0	4	69	671
1:15 PM	4	120	63	0	1	187	69	55	60	0	2	184	79	108	15	0	0	202	24	43	8	0	6	75	648
1:30 PM	5	112	83	0	3	200	93	60	58	0	5	211	89	112	14	0	2	215	13	62	1	0	12	76	702
1:45 PM	12	125	111	0	1	248	92	57	78	0	6	227	65	118	14	0	0	197	16	48	5	0	17	69	741
Hourly Total	23	468	356	0	6	847	349	220	245	0	16	814	309	455	48	0	2	812	66	203	20	0	39	289	2762
2:00 PM	5	136	73	0	4	214	81	58	84	0	5	223	74	112	9	0	0	195	15	58	5	0	6	78	710
2:15 PM	10	139	71	0	0	220	50	53	71	0	1	174	60	109	15	0	2	184	17	48	2	0	3	67	645
2:30 PM	0	1	0	0	0	1	0	0	0	0	0	0	0	1	0	0	0	1	1	0	0	0	0	1	3
*** BREAK ***	-	-	-	-	-	-	-	-	-	-	-	-	-	-	-	-	-	-	-	-	-	-	-	-	-
Hourly Total	15	276	144	0	4	435	131	111	155	0	6	397	134	222	24	0	2	380	33	106	7	0	9	146	1358
3:00 PM	15	151	93	0	0	259	100	72	56	0	4	228	75	134	11	0	2	220	11	66	6	0	4	83	790
3:15 PM	13	139	149	0	3	301	112	70	70	0	5	252	71	144	15	0	1	230	21	81	9	0	23	111	894
3:30 PM	16	149	139	0	1	304	95	94	75	0	3	264	72	124	15	0	0	211	28	72	8	0	11	108	887
3:45 PM	11	111	97	0	5	219	77	71	80	0	1	228	96	110	17	0	1	223	22	69	6	0	4	97	767
Hourly Total	55	550	478	0	9	1083	384	307	281	0	13	972	314	512	58	0	4	884	82	288	29	0	42	399	3338
4:00 PM	7	151	76	0	6	234	85	82	64	0	2	231	96	120	23	0	1	239	11	84	4	0	2	99	803

4:15 PM	4	123	83	0	2	210	74	105	77	0	5	256	76	141	15	0	0	232	14	49	10	0	6	73	771
4:30 PM	11	158	114	0	3	283	106	64	57	0	5	227	95	124	13	0	1	232	19	67	8	0	6	94	836
4:45 PM	11	137	128	0	2	276	107	85	64	0	5	256	85	121	15	0	3	221	16	66	2	0	13	84	837
Hourly Total	33	569	401	0	13	1003	372	336	262	0	17	970	352	506	66	0	5	924	60	266	24	0	27	350	3247
5:00 PM	19	165	142	0	4	326	97	103	84	0	10	284	86	138	23	0	2	247	14	86	4	0	12	104	961
5:15 PM	20	150	87	0	0	257	91	95	73	0	3	259	74	147	18	0	0	239	25	94	9	0	4	128	883
5:30 PM	7	131	104	0	0	242	73	76	96	0	2	245	66	125	23	0	0	214	23	66	7	0	7	96	797
5:45 PM	3	120	94	0	3	217	100	71	64	0	9	235	78	132	12	0	0	222	18	73	9	0	3	100	774
Hourly Total	49	566	427	0	7	1042	361	345	317	0	24	1023	304	542	76	0	2	922	80	319	29	0	26	428	3415
6:00 PM	0	0	0	0	0	0	1	0	0	0	0	1	0	0	0	0	0	0	0	0	0	0	0	0	1
Grand Total	257	3682	2534	0	66	6473	3137	2139	1889	0	121	7165	2345	3818	419	0	30	6582	579	1987	232	0	251	2798	23018
Approach %	4.0	56.9	39.1	0.0	-	-	43.8	29.9	26.4	0.0	-	-	35.6	58.0	6.4	0.0	-	-	20.7	71.0	8.3	0.0	-	-	-
Total %	1.1	16.0	11.0	0.0	-	28.1	13.6	9.3	8.2	0.0	-	31.1	10.2	16.6	1.8	0.0	-	28.6	2.5	8.6	1.0	0.0	-	12.2	-
Car	241	3470	2487	0	-	6198	3077	2037	1828	0	-	6942	2297	3583	382	0	-	6262	522	1914	224	0	-	2660	22062
% Car	93.8	94.2	98.1	-	-	95.8	98.1	95.2	96.8	-	-	96.9	98.0	93.8	91.2	-	-	95.1	90.2	96.3	96.6	-	-	95.1	95.8
Medium	9	151	22	0	-	182	29	61	37	0	-	127	35	161	19	0	-	215	37	44	6	0	-	87	611
% Medium	3.5	4.1	0.9	-	-	2.8	0.9	2.9	2.0	-	-	1.8	1.5	4.2	4.5	-	-	3.3	6.4	2.2	2.6	-	-	3.1	2.7
Heavy	1	39	23	0	-	63	17	24	12	0	-	53	9	41	16	0	-	66	17	21	0	0	-	38	220
% Heavy	0.4	1.1	0.9	-	-	1.0	0.5	1.1	0.6	-	-	0.7	0.4	1.1	3.8	-	-	1.0	2.9	1.1	0.0	-	-	1.4	1.0
Bus	6	22	2	0	-	30	14	17	12	0	-	43	4	33	2	0	-	39	3	8	2	0	-	13	125
% Bus	2.3	0.6	0.1	-	-	0.5	0.4	0.8	0.6	-	-	0.6	0.2	0.9	0.5	-	-	0.6	0.5	0.4	0.9	-	-	0.5	0.5
Ped	-	-	-	-	66	-	-	-	-	-	121	-	-	-	-	-	30	-	-	-	-	-	251	-	-
% Ped	-	-	-	-	100.0	-	-	-	-	-	100.0	-	-	-	-	-	100.0	-	-	-	-	-	100.0	-	-

Turning Movement Peak Hour Data (7:30 AM)

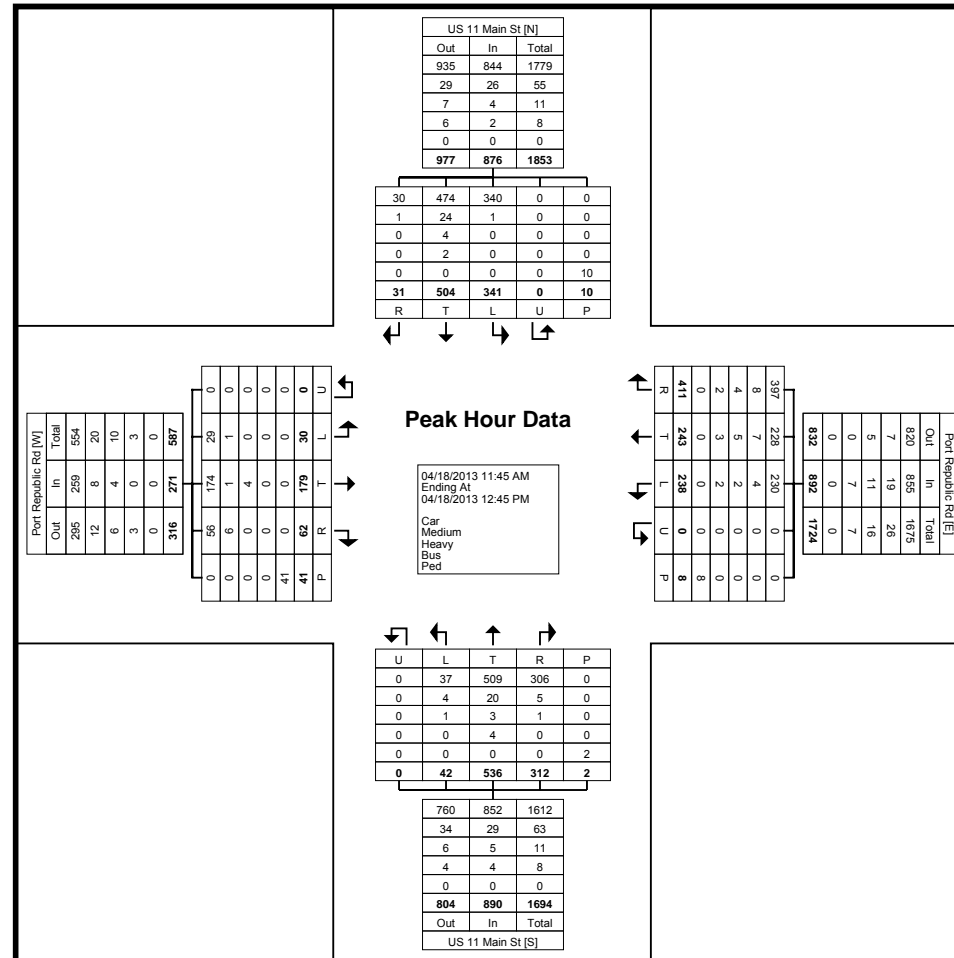
Start Time	US 11 Main St Southbound						Port Republic Rd Westbound						US 11 Main St Northbound						Port Republic Rd Eastbound						Int. Total
	Right	Thru	Left	U-Turn	Peds	App. Total	Right	Thru	Left	U-Turn	Peds	App. Total	Right	Thru	Left	U-Turn	Peds	App. Total	Right	Thru	Left	U-Turn	Peds	App. Total	
7:30 AM	4	53	32	0	3	89	110	61	34	0	1	205	64	84	10	0	1	158	28	71	6	0	7	105	557
7:45 AM	5	63	31	0	2	99	157	65	38	0	8	260	62	129	11	0	0	202	27	97	14	0	18	138	699
8:00 AM	6	70	32	0	0	108	91	51	31	0	5	173	44	88	14	0	0	146	22	75	17	0	3	114	541
8:15 AM	8	59	25	0	0	92	107	52	33	0	2	192	62	105	9	0	1	176	22	73	14	0	3	109	569
Total	23	245	120	0	5	388	465	229	136	0	16	830	232	406	44	0	2	682	99	316	51	0	31	466	2366
Approach %	5.9	63.1	30.9	0.0	-	-	56.0	27.6	16.4	0.0	-	-	34.0	59.5	6.5	0.0	-	-	21.2	67.8	10.9	0.0	-	-	-
Total %	1.0	10.4	5.1	0.0	-	16.4	19.7	9.7	5.7	0.0	-	35.1	9.8	17.2	1.9	0.0	-	28.8	4.2	13.4	2.2	0.0	-	19.7	-
PHF	0.719	0.875	0.938	0.000	-	0.898	0.740	0.881	0.895	0.000	-	0.798	0.906	0.787	0.786	0.000	-	0.844	0.884	0.814	0.750	0.000	-	0.844	0.846
Car	19	215	111	0	-	345	457	217	133	0	-	807	224	372	34	0	-	630	92	296	48	0	-	436	2218
% Car	82.6	87.8	92.5	-	-	88.9	98.3	94.8	97.8	-	-	97.2	96.6	91.6	77.3	-	-	92.4	92.9	93.7	94.1	-	-	93.6	93.7
Medium	1	23	4	0	-	28	4	5	0	0	-	9	6	27	7	0	-	40	4	14	2	0	-	20	97
% Medium	4.3	9.4	3.3	-	-	7.2	0.9	2.2	0.0	-	-	1.1	2.6	6.7	15.9	-	-	5.9	4.0	4.4	3.9	-	-	4.3	4.1
Heavy	1	3	4	0	-	8	2	3	1	0	-	6	1	3	2	0	-	6	1	3	0	0	-	4	24
% Heavy	4.3	1.2	3.3	-	-	2.1	0.4	1.3	0.7	-	-	0.7	0.4	0.7	4.5	-	-	0.9	1.0	0.9	0.0	-	-	0.9	1.0
Bus	2	4	1	0	-	7	2	4	2	0	-	8	1	4	1	0	-	6	2	3	1	0	-	6	27
% Bus	8.7	1.6	0.8	-	-	1.8	0.4	1.7	1.5	-	-	1.0	0.4	1.0	2.3	-	-	0.9	2.0	0.9	2.0	-	-	1.3	1.1
Ped	-	-	-	-	5	-	-	-	-	-	16	-	-	-	-	-	2	-	-	-	-	-	31	-	-
% Ped	-	-	-	-	100.0	-	-	-	-	-	100.0	-	-	-	-	-	100.0	-	-	-	-	-	100.0	-	-



Turning Movement Peak Hour Data Plot (7:30 AM)

Turning Movement Peak Hour Data (11:45 AM)

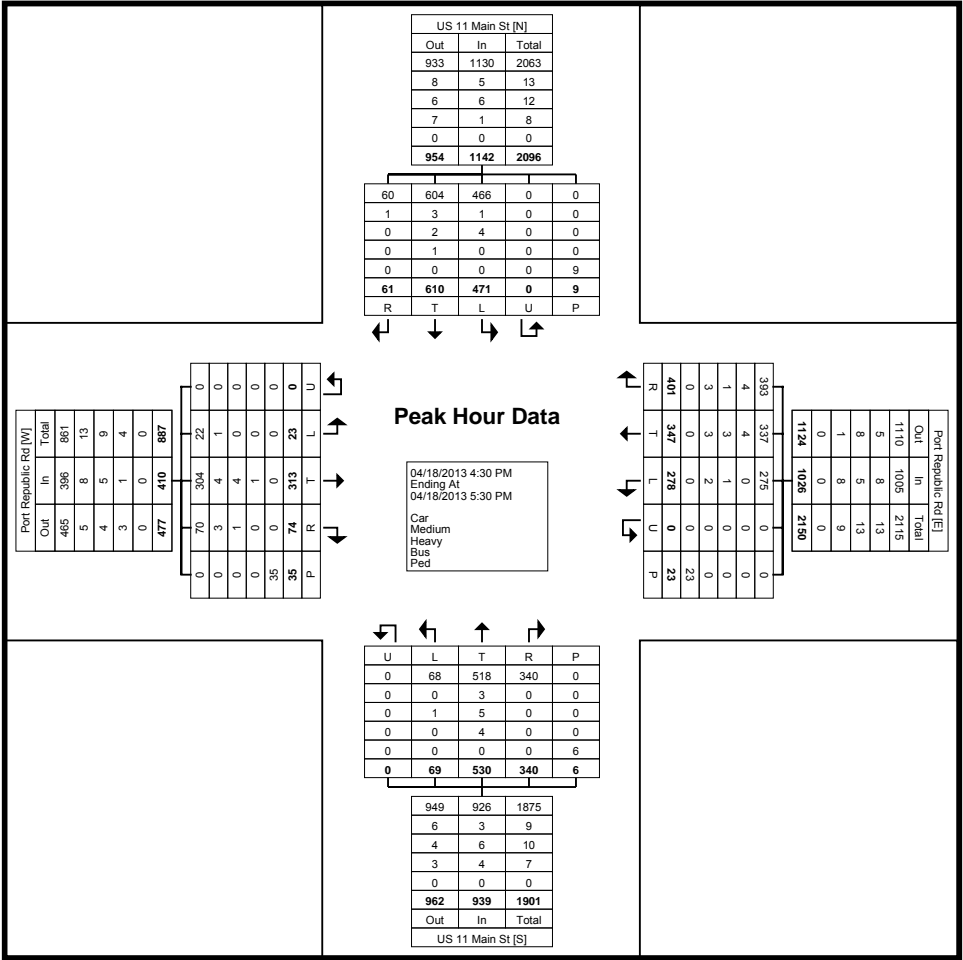
Start Time	US 11 Main St Southbound						Port Republic Rd Westbound						US 11 Main St Northbound						Port Republic Rd Eastbound						Int. Total
	Right	Thru	Left	U-Turn	Peds	App. Total	Right	Thru	Left	U-Turn	Peds	App. Total	Right	Thru	Left	U-Turn	Peds	App. Total	Right	Thru	Left	U-Turn	Peds	App. Total	
11:45 AM	9	135	55	0	5	199	80	60	53	0	2	193	75	135	15	0	0	225	18	38	9	0	6	65	682
12:00 PM	9	126	80	0	2	215	123	54	62	0	0	239	69	126	5	0	0	200	11	49	7	0	17	67	721
12:15 PM	10	122	120	0	2	252	122	77	62	0	5	261	90	145	11	0	1	246	19	47	6	0	11	72	831
12:30 PM	3	121	86	0	1	210	86	52	61	0	1	199	78	130	11	0	1	219	14	45	8	0	7	67	695
Total	31	504	341	0	10	876	411	243	238	0	8	892	312	536	42	0	2	890	62	179	30	0	41	271	2929
Approach %	3.5	57.5	38.9	0.0	-	-	46.1	27.2	26.7	0.0	-	-	35.1	60.2	4.7	0.0	-	-	22.9	66.1	11.1	0.0	-	-	-
Total %	1.1	17.2	11.6	0.0	-	29.9	14.0	8.3	8.1	0.0	-	30.5	10.7	18.3	1.4	0.0	-	30.4	2.1	6.1	1.0	0.0	-	9.3	-
PHF	0.775	0.933	0.710	0.000	-	0.869	0.835	0.789	0.960	0.000	-	0.854	0.867	0.924	0.700	0.000	-	0.904	0.816	0.913	0.833	0.000	-	0.941	0.881
Car	30	474	340	0	-	844	397	228	230	0	-	855	306	509	37	0	-	852	56	174	29	0	-	259	2810
% Car	96.8	94.0	99.7	-	-	96.3	96.6	93.8	96.6	-	-	95.9	98.1	95.0	88.1	-	-	95.7	90.3	97.2	96.7	-	-	95.6	95.9
Medium	1	24	1	0	-	26	8	7	4	0	-	19	5	20	4	0	-	29	6	1	1	0	-	8	82
% Medium	3.2	4.8	0.3	-	-	3.0	1.9	2.9	1.7	-	-	2.1	1.6	3.7	9.5	-	-	3.3	9.7	0.6	3.3	-	-	3.0	2.8
Heavy	0	4	0	0	-	4	4	5	2	0	-	11	1	3	1	0	-	5	0	4	0	0	-	4	24
% Heavy	0.0	0.8	0.0	-	-	0.5	1.0	2.1	0.8	-	-	1.2	0.3	0.6	2.4	-	-	0.6	0.0	2.2	0.0	-	-	1.5	0.8
Bus	0	2	0	0	-	2	2	3	2	0	-	7	0	4	0	0	-	4	0	0	0	0	-	0	13
% Bus	0.0	0.4	0.0	-	-	0.2	0.5	1.2	0.8	-	-	0.8	0.0	0.7	0.0	-	-	0.4	0.0	0.0	0.0	-	-	0.0	0.4
Ped	-	-	-	-	10	-	-	-	-	-	8	-	-	-	-	-	2	-	-	-	-	-	41	-	-
% Ped	-	-	-	-	100.0	-	-	-	-	-	100.0	-	-	-	-	-	100.0	-	-	-	-	-	100.0	-	-



Turning Movement Peak Hour Data Plot (11:45 AM)

Turning Movement Peak Hour Data (4:30 PM)

Start Time	US 11 Main St Southbound						Port Republic Rd Westbound						US 11 Main St Northbound						Port Republic Rd Eastbound						Int. Total
	Right	Thru	Left	U-Turn	Peds	App. Total	Right	Thru	Left	U-Turn	Peds	App. Total	Right	Thru	Left	U-Turn	Peds	App. Total	Right	Thru	Left	U-Turn	Peds	App. Total	
4:30 PM	11	158	114	0	3	283	106	64	57	0	5	227	95	124	13	0	1	232	19	67	8	0	6	94	836
4:45 PM	11	137	128	0	2	276	107	85	64	0	5	256	85	121	15	0	3	221	16	66	2	0	13	84	837
5:00 PM	19	165	142	0	4	326	97	103	84	0	10	284	86	138	23	0	2	247	14	86	4	0	12	104	961
5:15 PM	20	150	87	0	0	257	91	95	73	0	3	259	74	147	18	0	0	239	25	94	9	0	4	128	883
Total	61	610	471	0	9	1142	401	347	278	0	23	1026	340	530	69	0	6	939	74	313	23	0	35	410	3517
Approach %	5.3	53.4	41.2	0.0	-	-	39.1	33.8	27.1	0.0	-	-	36.2	56.4	7.3	0.0	-	-	18.0	76.3	5.6	0.0	-	-	-
Total %	1.7	17.3	13.4	0.0	-	32.5	11.4	9.9	7.9	0.0	-	29.2	9.7	15.1	2.0	0.0	-	26.7	2.1	8.9	0.7	0.0	-	11.7	-
PHF	0.763	0.924	0.829	0.000	-	0.876	0.937	0.842	0.827	0.000	-	0.903	0.895	0.901	0.750	0.000	-	0.950	0.740	0.832	0.639	0.000	-	0.801	0.915
Car	60	604	466	0	-	1130	393	337	275	0	-	1005	340	518	68	0	-	926	70	304	22	0	-	396	3457
% Car	98.4	99.0	98.9	-	-	98.9	98.0	97.1	98.9	-	-	98.0	100.0	97.7	98.6	-	-	98.6	94.6	97.1	95.7	-	-	96.6	98.3
Medium	1	3	1	0	-	5	4	4	0	0	-	8	0	3	0	0	-	3	3	4	1	0	-	8	24
% Medium	1.6	0.5	0.2	-	-	0.4	1.0	1.2	0.0	-	-	0.8	0.0	0.6	0.0	-	-	0.3	4.1	1.3	4.3	-	-	2.0	0.7
Heavy	0	2	4	0	-	6	1	3	1	0	-	5	0	5	1	0	-	6	1	4	0	0	-	5	22
% Heavy	0.0	0.3	0.8	-	-	0.5	0.2	0.9	0.4	-	-	0.5	0.0	0.9	1.4	-	-	0.6	1.4	1.3	0.0	-	-	1.2	0.6
Bus	0	1	0	0	-	1	3	3	2	0	-	8	0	4	0	0	-	4	0	1	0	0	-	1	14
% Bus	0.0	0.2	0.0	-	-	0.1	0.7	0.9	0.7	-	-	0.8	0.0	0.8	0.0	-	-	0.4	0.0	0.3	0.0	-	-	0.2	0.4
Ped	-	-	-	-	9	-	-	-	-	-	23	-	-	-	-	-	6	-	-	-	-	-	35	-	-
% Ped	-	-	-	-	100.0	-	-	-	-	-	100.0	-	-	-	-	-	100.0	-	-	-	-	-	100.0	-	-



Turning Movement Peak Hour Data Plot (4:30 PM)